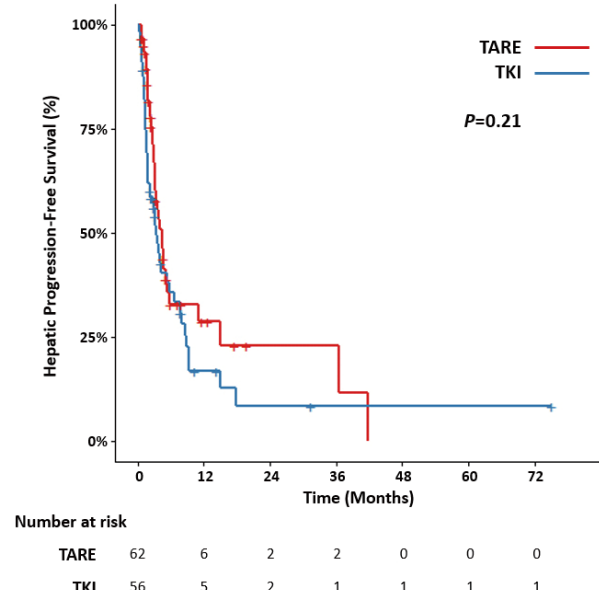
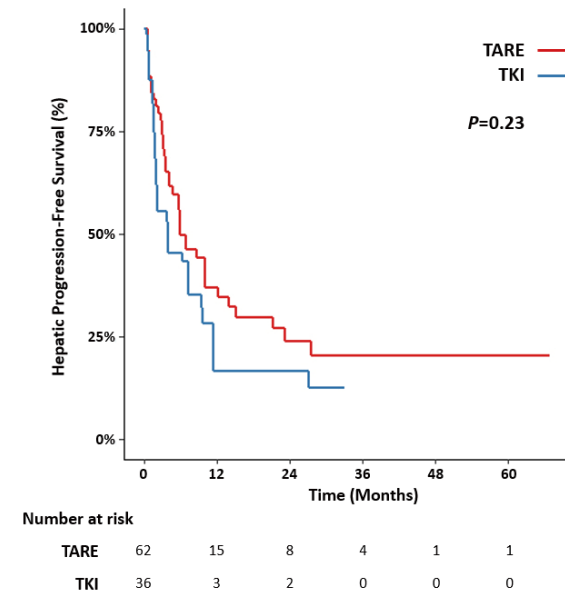


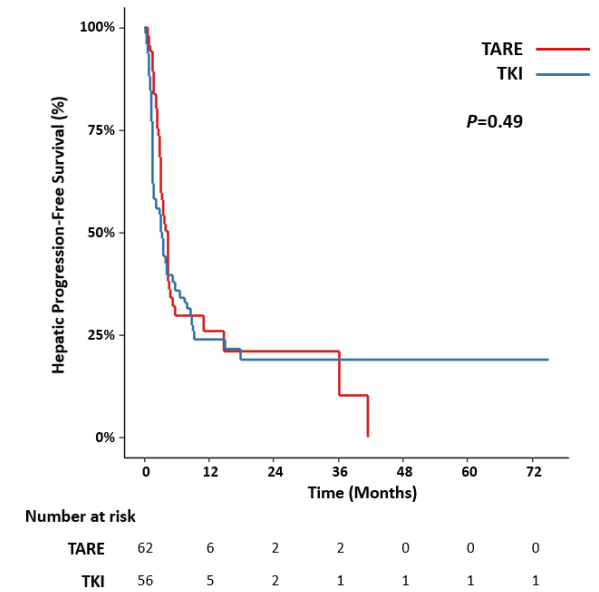
A Unmatched, Vp1 + Vp2 subgroup



B Unmatched, Vp3 subgroup



C IPTW, Vp1 + Vp2 subgroup



D IPTW, Vp3 subgroup

Supplementary Figure 5. Comparison of HPFS in subgroup analyses according to the level of PVTT. HPFS was compared between patients with Vp1 or Vp2 PVTT and those with Vp3 PVTT in an unmatched cohort (A, B) and a balanced cohort using IPTW (C, D). HPFS, hepatic progression-free survival; IPTW, inverse probability of treatment weighting; PVTT, portal vein tumor thrombosis; TARE, transarterial radioembolization; TKI, tyrosine kinase inhibitor.